


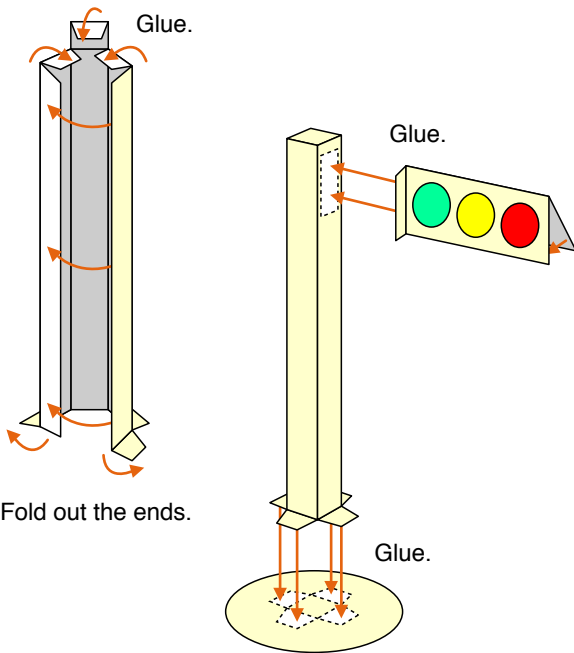
Horizontal layout



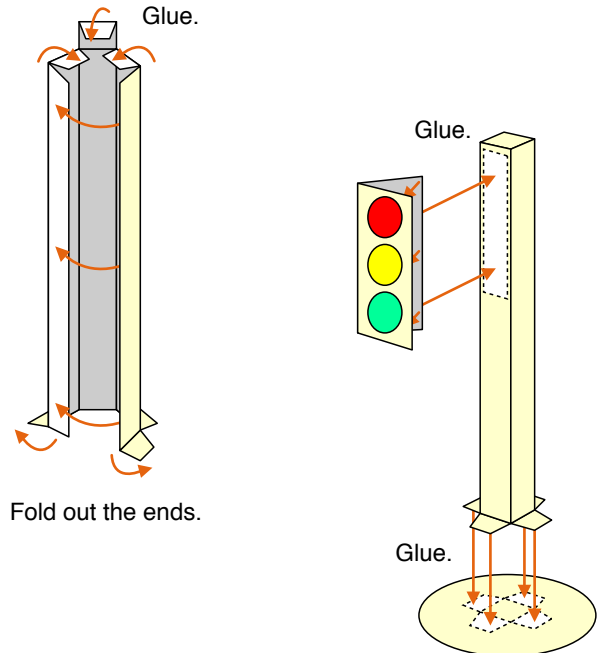
Vertical layout

Signals (Horizontal layout)

*This illustration is for the left hand side.
For the right hand side, reverse these instructions.



Signals (Vertical layout)



Assembly



Cut line
Cut along the line.



Mountain fold
Make a mountain fold along the line.



Valley fold
Make a valley fold along the line.



Glue spot
Glue together.

You will need

scissors, ruler, glue (we recommend woodwork glue)

Assembly tip

Fold along the mountain fold and valley fold lines to make creases.

Caution

Be very careful when handling scissors. □
Keep glue away from small children.